

Profile of a CCPS Graduate

Monday, May 23, 2016

Powered by  SurveyMonkey

178

Total Responses

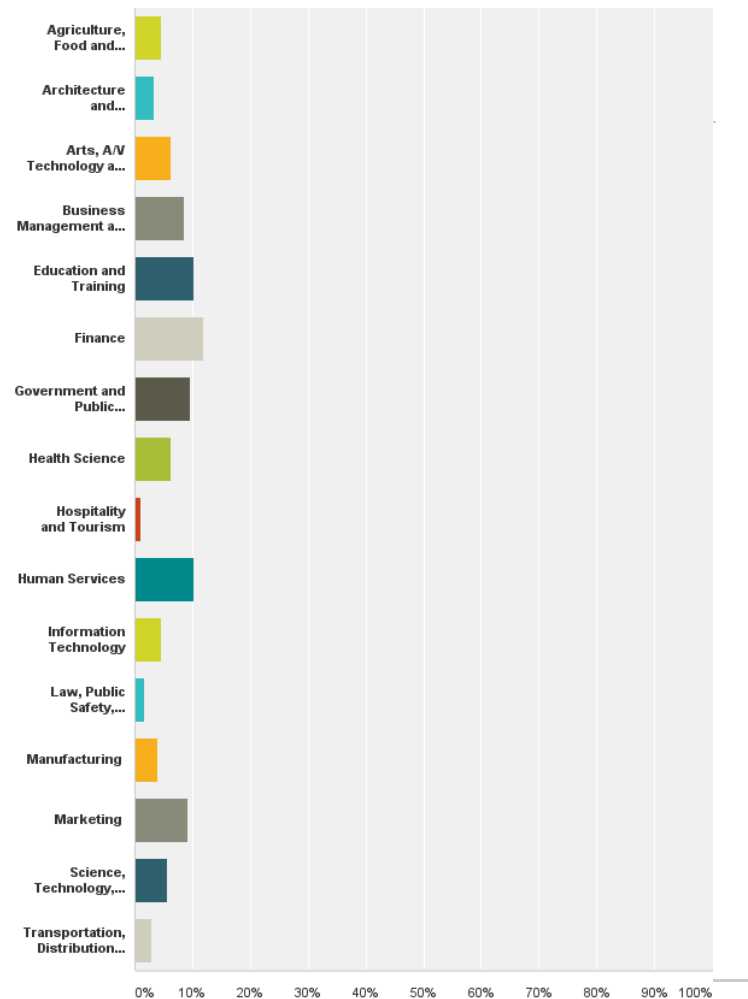
Date Created: Tuesday, December 08, 2015

Complete Responses: 124

Q1: There are 16 Career Clusters that help students investigate careers and design their academic and career plans of study to advance their career goals. Within each career cluster, there are multiple pathways that represent a common set of skills and knowledge, including academic, technical, and career readiness skills that lead to credentials necessary to pursue a full range of career opportunities from entry level to management, including technical and professional career specialties. We are partnering with business and industry to design, improve and provide high quality, dynamic programs to meet current, emerging, and projected work force needs. Which Career Cluster does your business fall under?

Answered: 176 Skipped: 2

Powered by  SurveyMonkey



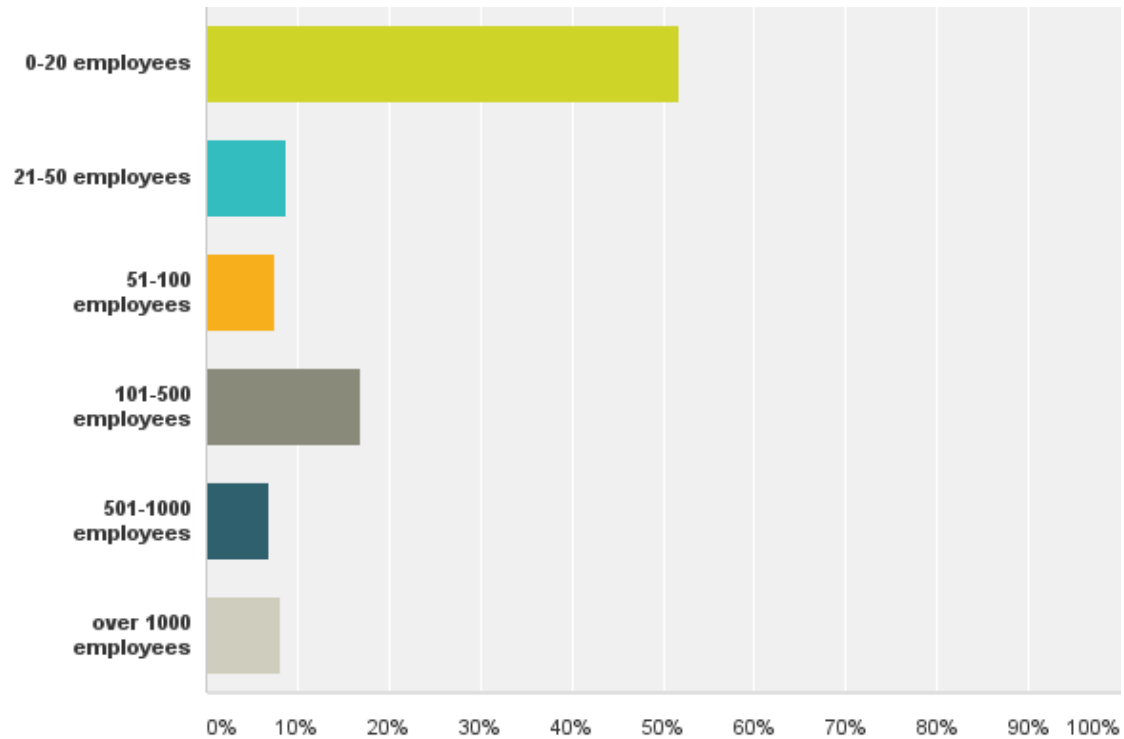
Q1: There are 16 Career Clusters that help students investigate careers and design their academic and career plans of study to advance their career goals. Within each career cluster, there are multiple pathways that represent a common set of skills and knowledge, including academic, technical, and career readiness skills that lead to credentials necessary to pursue a full range of career opportunities from entry level to management, including technical and professional career specialties. We are partnering with business and industry to design, improve and provide high quality, dynamic programs to meet current, emerging, and projected work force needs. Which Career Cluster does your business fall under?

Answered: 176 Skipped: 2

Answer Choices	Responses
Agriculture, Food and Natural Resources	4.55% 8
Architecture and Construction	3.41% 6
Arts, A/V Technology and Communications	6.25% 11
Business Management and Administration	8.52% 15
Education and Training	10.23% 18
Finance	11.93% 21
Government and Public Administration	9.66% 17
Health Science	6.25% 11
Hospitality and Tourism	1.14% 2
Human Services	10.23% 18
Information Technology	4.55% 8
Law, Public Safety, Corrections and Security	1.70% 3
Manufacturing	3.98% 7
Marketing	9.09% 16
Science, Technology, Engineering and Mathematics	5.68% 10
Transportation, Distribution and Logistics	2.84% 5
Total	176

Q2: About how many employees work in your company?

Answered: 172 Skipped: 6



Q2: About how many employees work in your company?

Answered: 172 Skipped: 6

Answer Choices	Responses
0-20 employees	51.74% 89
21-50 employees	8.72% 15
51-100 employees	7.56% 13
101-500 employees	16.86% 29
501-1000 employees	6.98% 12
over 1000 employees	8.14% 14
Total	172

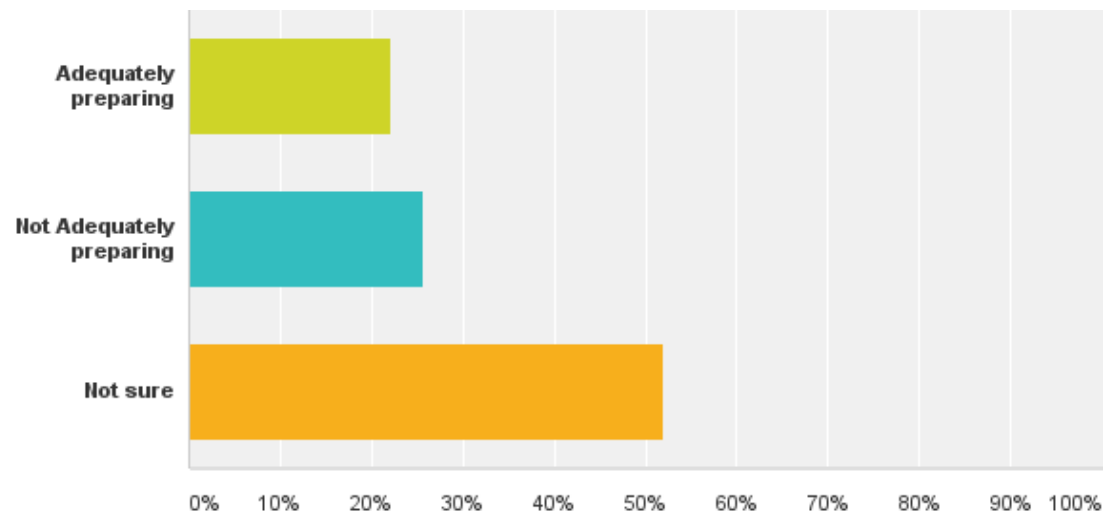
Q3: What do you look for when evaluating a high school graduate for hire?

Answered: 148 Skipped: 30

	very important	important	makes no difference	somewhat important	of no importance	Total	Weighted Average
has participated in an internship	10.88% 16	40.14% 59	25.85% 38	20.41% 30	2.72% 4	147	2.64
previous employment	24.66% 36	42.47% 62	13.01% 19	19.18% 28	0.68% 1	146	2.29
volunteer experience	18.37% 27	38.78% 57	20.41% 30	20.41% 30	2.04% 3	147	2.49
extra-curricular activities	13.01% 19	43.15% 63	24.66% 36	16.44% 24	2.74% 4	146	2.53
relevance of coursework	25.34% 37	47.95% 70	13.01% 19	12.33% 18	1.37% 2	146	2.16
attendance	68.03% 100	26.53% 39	4.08% 6	1.36% 2	0.00% 0	147	1.39
grade point average	15.75% 23	57.53% 84	9.59% 14	13.70% 20	3.42% 5	146	2.32
has earned an industry credential	18.49% 27	30.14% 44	28.77% 42	15.07% 22	7.53% 11	146	2.63

Q4: Based on your experience with Culpeper County Public School graduates, do you feel that as a whole, CCPS are adequately preparing graduates to meet the expectations they will face at work?

Answered: 144 Skipped: 34



Q4: Based on your experience with Culpeper County Public School graduates, do you feel that as a whole, CCPS are adequately preparing graduates to meet the expectations they will face at work?

Answered: 144 Skipped: 34

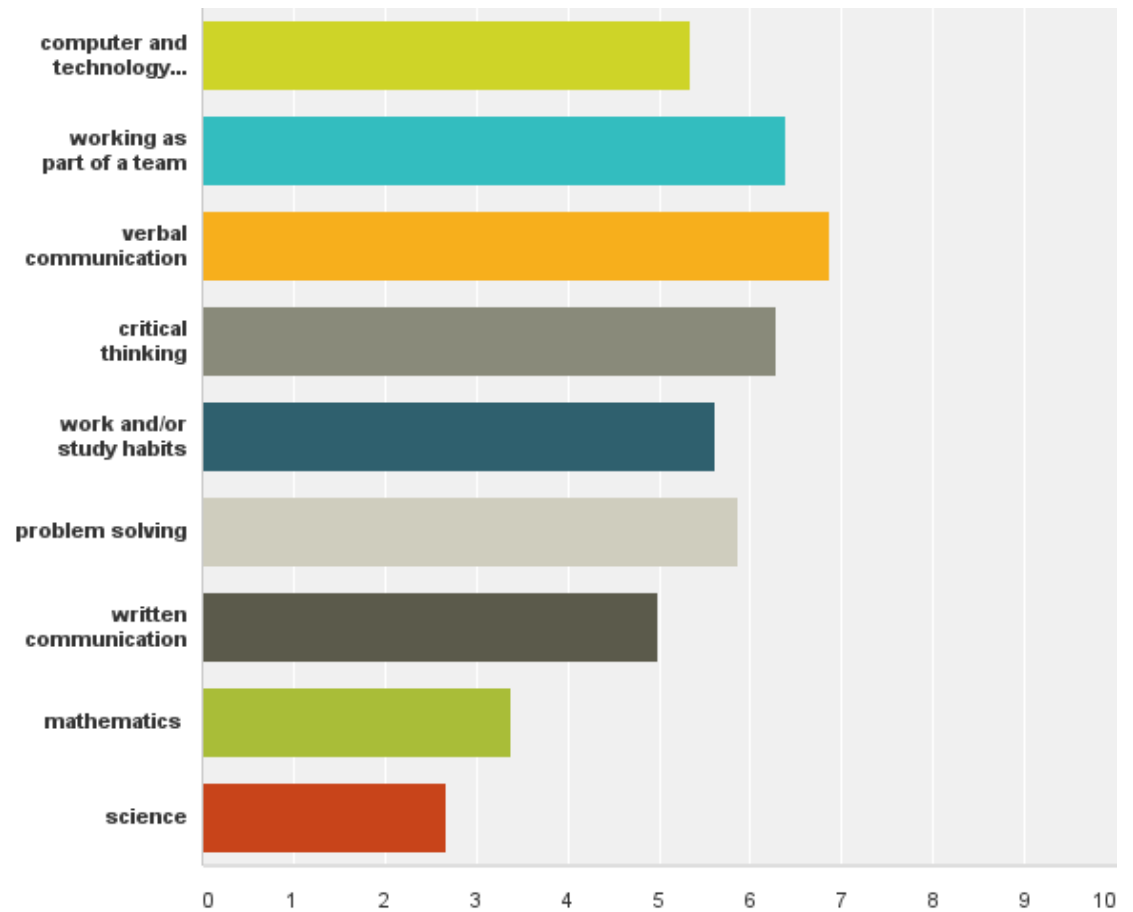
Answer Choices	Responses	
Adequately preparing	22.22%	32
Not Adequately preparing	25.69%	37
Not sure	52.08%	75
Total		144

Q5: If you have employed high school graduates directly out of high school, how many of these graduates were adequately prepared in:

Answered: 99 Skipped: 79

	none were prepared	less than half	about half	all/most	unsure	Total
computer and technology skills	2.06% 2	11.34% 11	18.56% 18	34.02% 33	34.02% 33	97
working as part of a team	6.12% 6	27.55% 27	21.43% 21	19.39% 19	25.51% 25	98
verbal communication	6.25% 6	25.00% 24	29.17% 28	14.58% 14	25.00% 24	96
critical thinking	7.14% 7	30.61% 30	28.57% 28	7.14% 7	26.53% 26	98
work and/or study habits	7.22% 7	30.93% 30	27.84% 27	8.25% 8	25.77% 25	97
problem solving	8.16% 8	24.49% 24	30.61% 30	10.20% 10	26.53% 26	98
written communication	12.37% 12	21.65% 21	26.80% 26	12.37% 12	26.80% 26	97
mathematics	5.10% 5	25.51% 25	19.39% 19	13.27% 13	36.73% 36	98
science	4.08% 4	22.45% 22	19.39% 19	8.16% 8	45.92% 45	98

Q6: Please rank the areas in order of importance of a what a high school graduate should possess. 1 being the most important and 9 being the least important.



Answered: 129 Skipped: 49

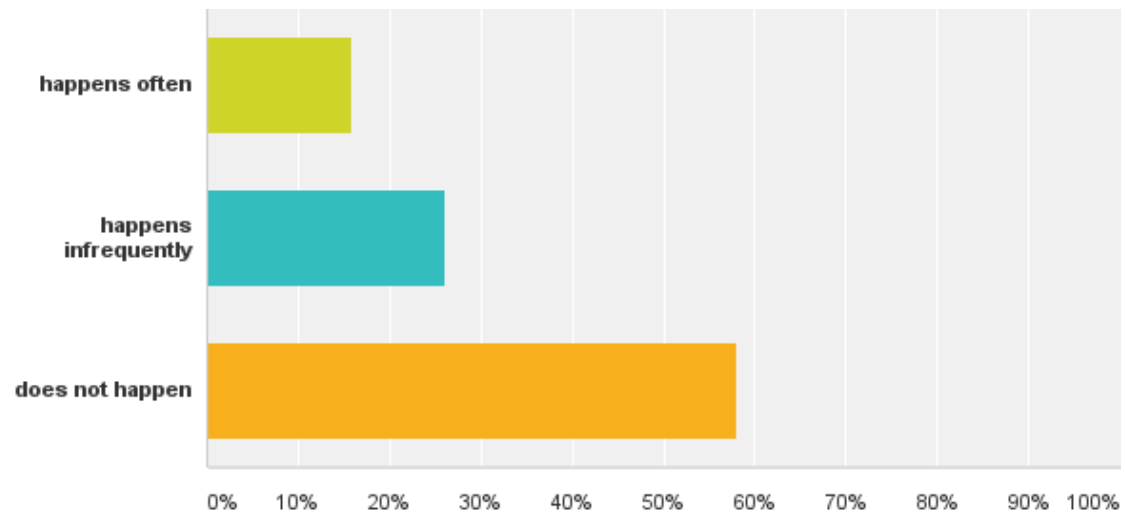
Q6: Please rank the areas in order of importance of a what a high school graduate should possess. 1 being the most important and 9 being the least important.

Answered: 129 Skipped: 49

	1	2	3	4	5	6	7	8	9	Total	Score
computer and technology skills	10.10% 10	12.12% 12	11.11% 11	12.12% 12	15.15% 15	16.16% 16	14.14% 14	5.05% 5	4.04% 4	99	5.35
working as part of a team	22.68% 22	17.53% 17	14.43% 14	10.31% 10	13.40% 13	7.22% 7	8.25% 8	5.15% 5	1.03% 1	97	6.39
verbal communication	24.00% 24	19.00% 19	21.00% 21	16.00% 16	9.00% 9	4.00% 4	3.00% 3	1.00% 1	3.00% 3	100	6.86
critical thinking	19.80% 20	10.89% 11	18.81% 19	17.82% 18	9.90% 10	13.86% 14	2.97% 3	3.96% 4	1.98% 2	101	6.28
work and/or study habits	18.18% 18	10.10% 10	11.11% 11	9.09% 9	14.14% 14	14.14% 14	14.14% 14	5.05% 5	4.04% 4	99	5.61
problem solving	9.01% 10	20.72% 23	12.61% 14	12.61% 14	15.32% 17	13.51% 15	12.61% 14	2.70% 3	0.90% 1	111	5.86
written communication	6.96% 8	11.30% 13	9.57% 11	13.91% 16	9.57% 11	16.52% 19	22.61% 26	4.35% 5	5.22% 6	115	4.99
mathematics	4.27% 5	3.42% 4	5.13% 6	6.84% 8	5.13% 6	6.84% 8	11.97% 14	49.57% 58	6.84% 8	117	3.38
science	2.38% 3	5.56% 7	5.56% 7	4.76% 6	7.14% 9	1.59% 2	4.76% 6	10.32% 13	57.94% 73	126	2.68

Q8: Does your company ever request or require high school graduate employees to get additional education or training to make up for gaps in their ability to read, write or do mathematics?

Answered: 119 Skipped: 59



Q8: Does your company ever request or require high school graduate employees to get additional education or training to make up for gaps in their ability to read, write or do mathematics?

Answer Choices	Responses	
happens often	15.97%	19
happens infrequently	26.05%	31
does not happen	57.98%	69
Total		119

Answered: 119 Skipped: 59